



---

**GROSSMONT-CUYAMACA**  
COMMUNITY COLLEGE DISTRICT

**2017-2018**  
**Adoption Budget**  
**September 12, 2017**

# Linking Strategic Planning to Budget

## *GCCCD 2016-2022 Mission, Vision, Goals*

### ➤ **District Mission**

Provide outstanding diverse learning opportunities that prepare students to meet community needs, promotes a global responsibility, and fosters opportunities for all.

### ➤ **District Vision**

Transforming lives through learning.

### ➤ **Districtwide Goals**

- Create streamlined, student-centered pathways to educational goal completion.
- Close achievements gaps by engaging individual students with diverse needs and removing structural barriers to their success.
- Cultivate a student-centered culture of excellence, trust, stewardship, and service.

# *Adoption Budget*

- ❖ PowerPoint Presentation
  
- ❖ Adoption Budget
  
- ❖ Additional Details:
  - IAM – Posted on GCCCD Intranet
  - Detailed Line Items – Available on Workday

# *California Community Colleges Budget*

## ❖ **Cost-of-Living Adjustment (COLA)**

- \$97.6 M
- 1.56%

## ❖ **Enrollment Growth**

- \$57.8 M
- State 1.00% growth
- GCCCD allocated growth .88%

## ❖ **Base Adjustment**

- \$183.6 M

# *California Community Colleges Facility & Instructional Support Funds*

- ❖ Physical Plant and Instructional Support Program – one time
  - Statewide - \$76.9 M
  - GCCCD \$1.3 M
  
- ❖ Energy Efficiency – Prop 39 Funds
  - Statewide - \$46.5 M
  - GCCCD \$656,629

# *State Budget & GCCCD*

Description (amounts in 000s)	16-17 GCCCD Actual	17-18 State Approved Budget	17-18 GCCCD AB
<b><u>State General Revenue</u></b>			
Cost-of-living adjustment (COLA)	\$ 0	1.56%	\$ 1.6 M
Growth	\$ 1.7 M	1.00%	\$ 0 FTES growth not expected
Base adjustment	\$ 1.4 M	\$183 M Statewide	\$2.9 M

# 2017-2018 Grossmont-Cuyamaca CCD

## State General Revenue

	16-17 Actual	17-18 AB	
COLA	\$0	\$ 1.6	
Growth	\$1.7	\$0	
Base Adjustment	<u>\$1.4</u>	<u>\$ 2.9</u>	
Increase in State General	<u>\$3.1 goes to base</u>	<u>\$ 4.5 M</u>	<b>Up \$4.5 M</b>

# 2017-2018

## *Grossmont-Cuyamaca CCD*

### *Other State & One –Time Income*

	16-17 Actual	17-18 AB	
Lottery	\$2.9	\$2.9	
State One-Time Funds	\$1.8	0	
Other State	<u>\$1.2</u>	<u>\$1.2</u>	
Decrease in Other State	<u>\$5.9</u>	<u>\$4.1</u>	<b>Down \$1.8 M</b>



# 2017-2018

## *Grossmont-Cuyamaca CCD*

### *Local Income*

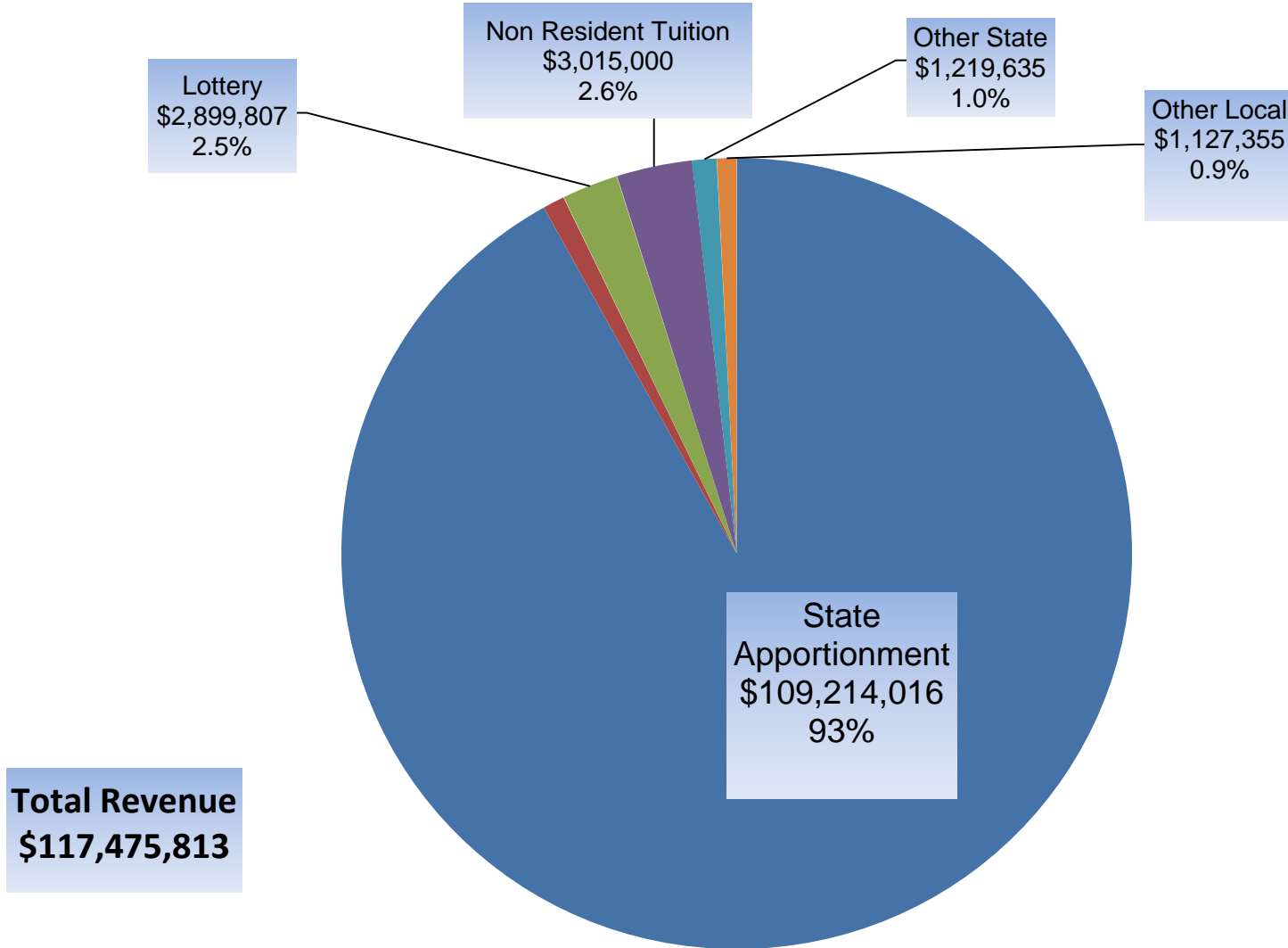
	16-17 Actual	17-18 AB	
Interest Income	\$ 0.3	\$ 0.3	
Non Resident Tuition	\$4.2	\$ 3.0	
Other local	<u>\$ 0.9</u>	<u>\$ 0.8</u>	
Decrease in Local	<u>\$ 5.4</u>	<u>\$ 4.1</u>	<b>Down \$1.3 M</b>

# 2017-2018 Grossmont-Cuyamaca CCD

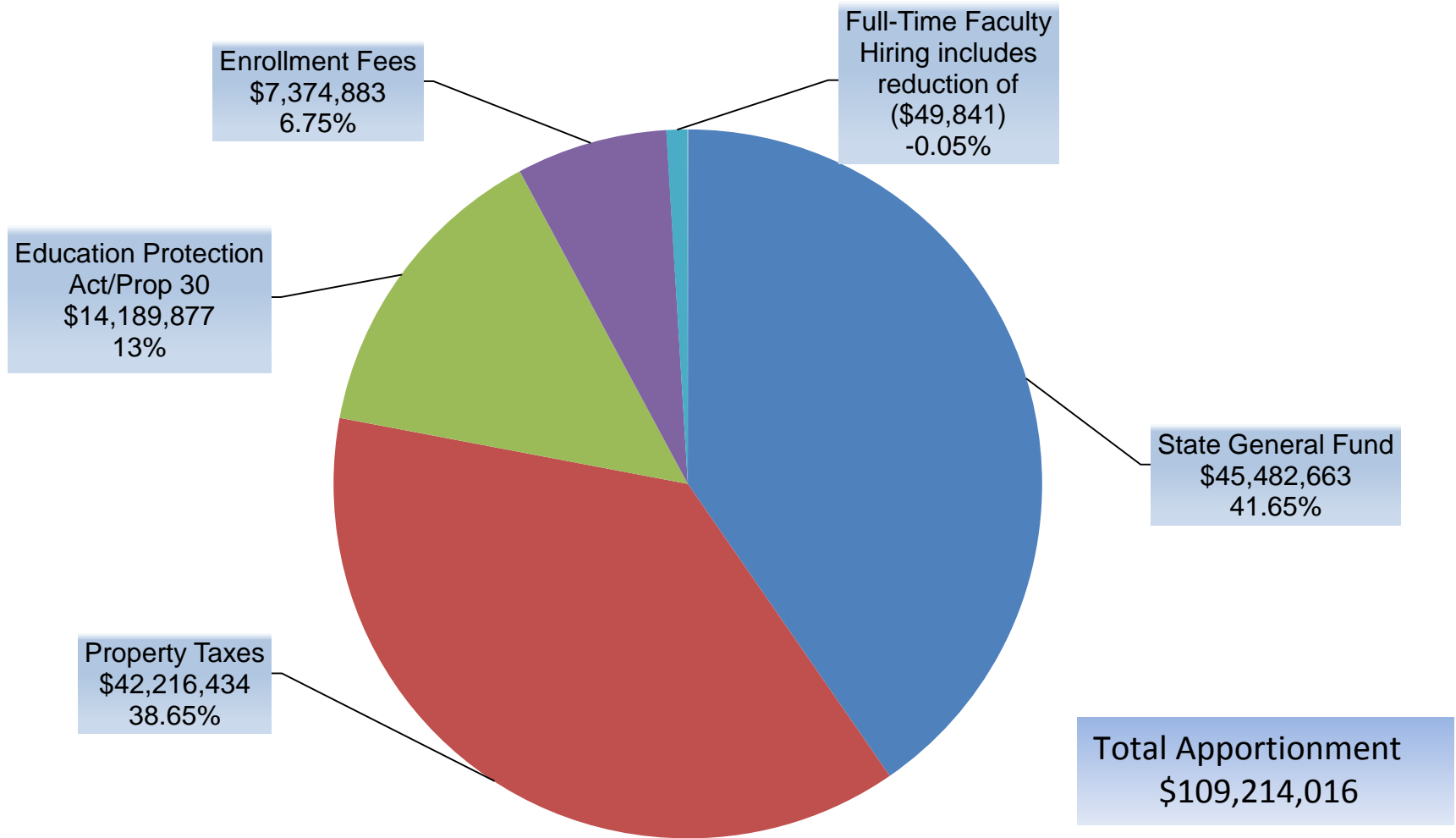
## Combined Unrestricted

	17-18 AB	
State General	\$ 4.5	increase
Other State & One-Time	<b>\$ 1.8</b>	decrease
Local & Non-Resident	<b><u>\$ 1.3</u></b>	decrease
Net Increase	<b><u>\$1.4 M</u></b>	

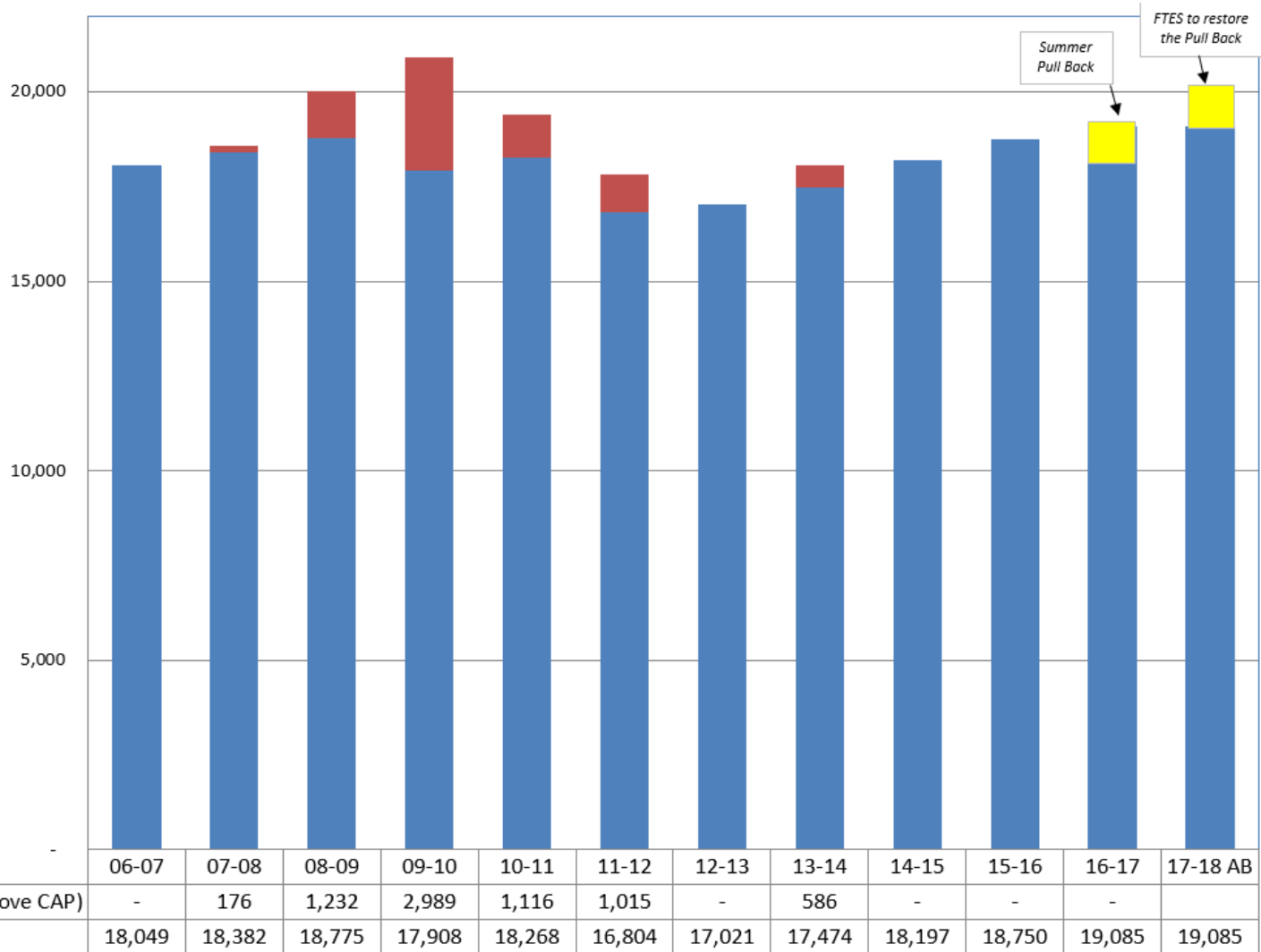
# Unrestricted General Fund AB Revenue- Page 6



# State General Apportionment Revenue Components



# FTES History & Projections



# FTES

## Resident Students

	GC	CC	Total
<b>2016-17</b>			
Actual before pull-back	11,991	6,008	17,999
Pull-back	<u>756</u>	<u>330</u>	<u>1,086</u>
<b>Total</b>	<b><u><u>12,747</u></u></b>	<b><u><u>6,338</u></u></b>	<b><u><u>19,085</u></u></b>
 <b>2017-18</b>			
Targets	<b><u><u>12,961</u></u></b>	<b><u><u>6,124</u></u></b>	<b><u><u>19,085</u></u></b>

# FTES

## Non Resident Students

	<u>GC</u>	<u>CC</u>	<u>Total</u>
<b>2016-17</b>			
Actual	777	86	863
<b>2017-18</b>			
Estimate	543	48	591

# Summary of Beginning Balance

## Unrestricted General Fund

❖ June 30, 2017 ending balance becomes the July 1<sup>st</sup> beginning balance

❖ Ending Balance at 6-30-17 \$14.1 M

❖ Less:

▪ Contingency Reserve - 7.4 M

▪ Purchase Orders - 1.7 M

(carried to next fiscal year)

❖ Ending Balance after Commitments \$ 5.0 M



# *Unrestricted Site Allocations*

Beginning Balance	\$ 14.1 M
Revenue	<u>\$ 117.5 M</u>
Total Funds Available	\$ 131.6 M
Less Contingency Reserve	<u>(\$7.4 M)</u>
Total Site Allocations	<u><u>\$ 124.2 M</u></u>

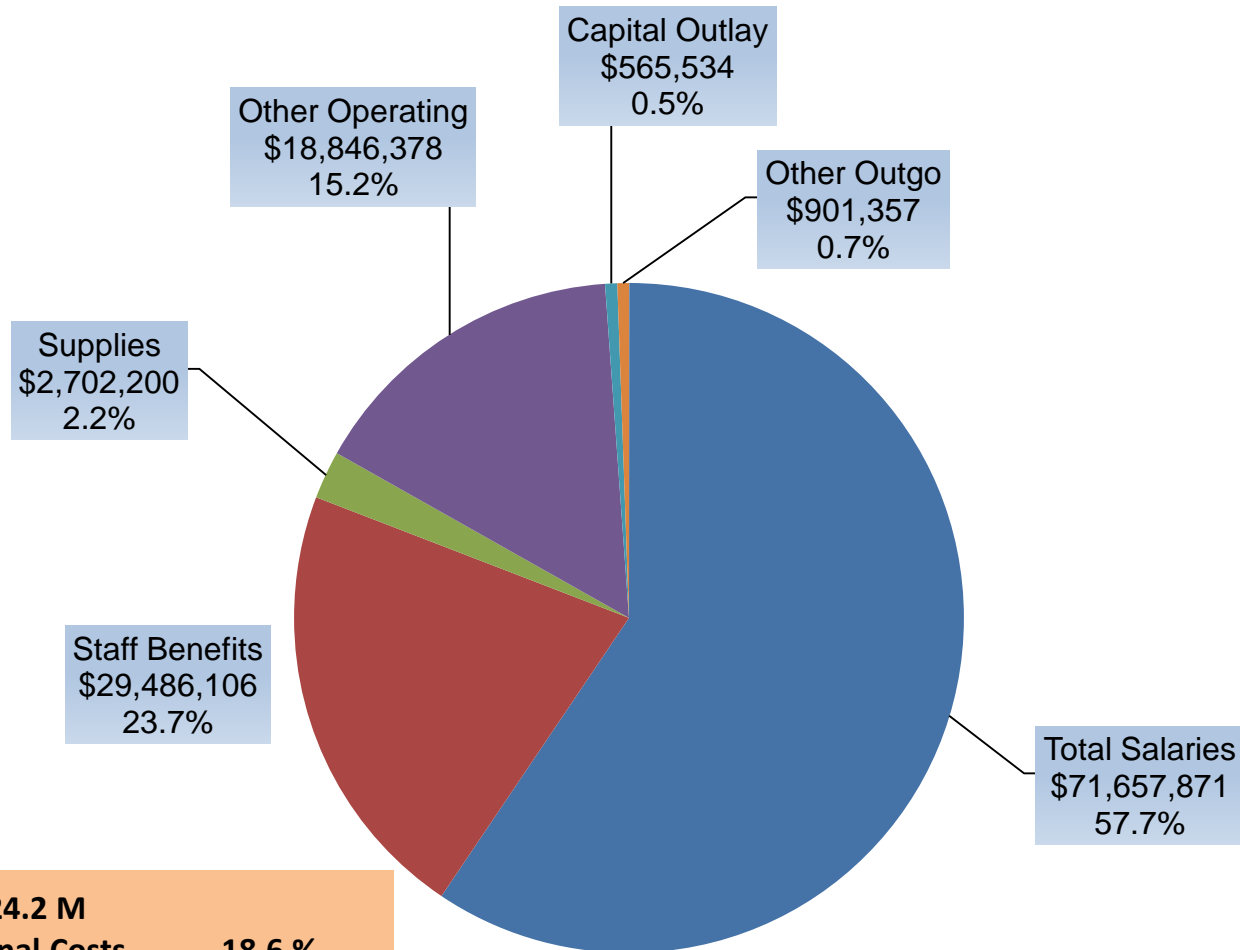
# *Site Allocations*

## *Unrestricted General Fund*

*Adoption Budget pages*

<b>Grossmont College</b>	<b>\$ 69.8 M</b>	<b>Page 14</b>
<b>Cuyamaca College</b>	<b>\$ 32.4 M</b>	<b>Page 18</b>
<b>District Services</b>	<b>\$14.1 M</b>	<b>Page 22</b>
<b>Districtwide Commitments</b>	<b>\$7.9 M</b>	<b>Page 26</b>
<b>Total Allocations</b>	<b><u>\$ 124.2 M</u></b>	

# Unrestricted General Fund AB Expenditures – Page 10



<b>Total \$124.2 M</b>	
<b>Operational Costs</b>	<b>18.6 %</b>
<b>Total Compensation</b>	<b>81.4%</b>

# ***GCCCD Adoption Budget Funds Available***

## **Total Budget \$**

	<u><b>2017-18 TB</b></u>	<u><b>2017-18 AB</b></u>
<u><b>General Fund:</b></u>		
Unrestricted Fund	\$126.8 M	\$131.6 M
Restricted Fund	<u>69.5 M</u>	<u>84.3 M</u>
Total General	<u><u>\$196.3 M</u></u>	<u><u>\$215.9 M</u></u>

# *Budget Challenges*

## ❖ Challenges

- Increased costs exceed increased revenues
- FTES is unstable

## ❖ On-Going Solutions

- Ending balances (from 2016-17 belt-tightening) being used to close the budget gap
- Colleges increase efforts on enrollment management
- Increased outreach and focus on student retention

# *2017-18 Adoption Budget*

*Thank you!*

Grossmont College Planning & Resource Council ❖ Cuyamaca College Council ❖ District Services Council ❖ DSP&BC