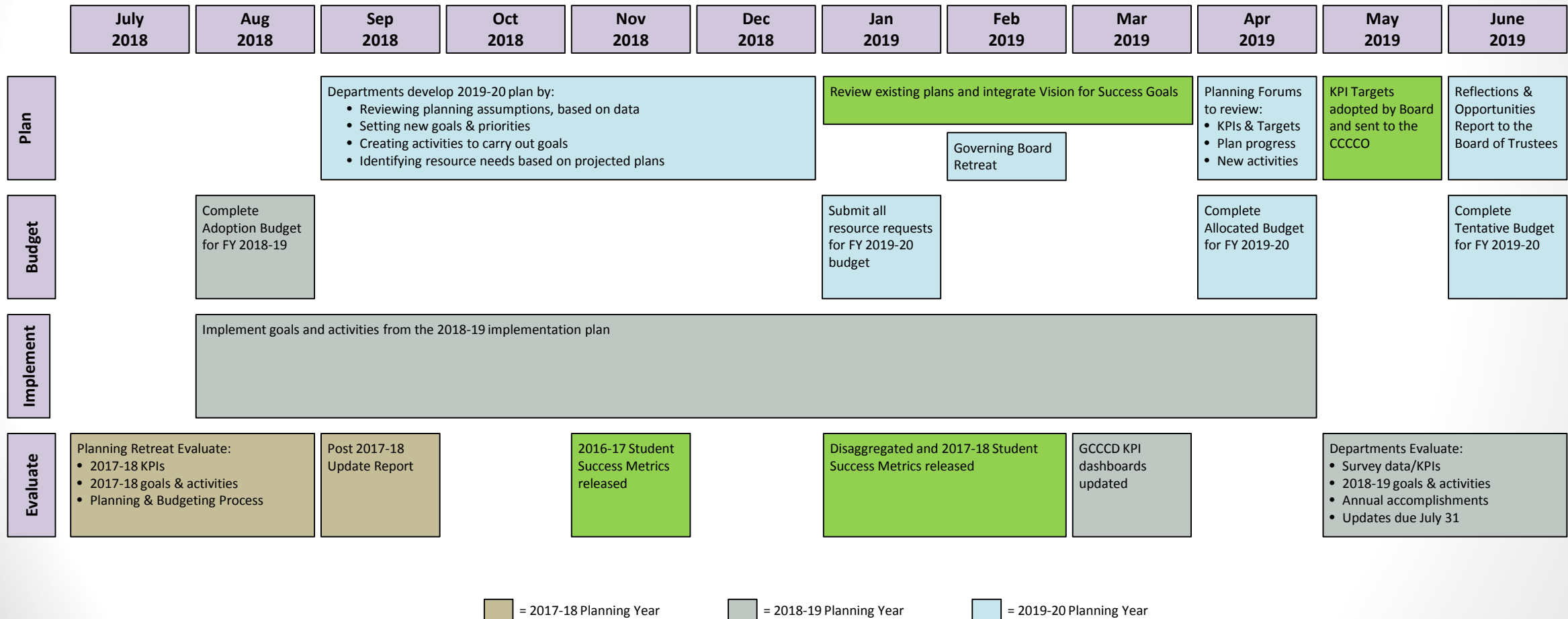


Districtwide Planning Timeline

2018-2019 Planning Cycle

Districtwide Planning Process

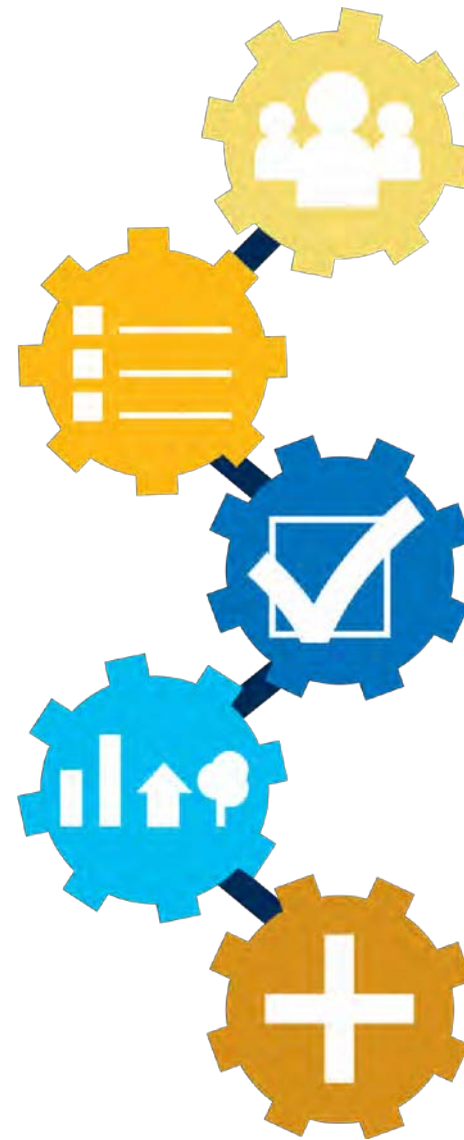
District Services Strategic Planning Timeline: 2018 – 2019 Planning Cycle



Key Planning Dates

- December 31: Inform CCCCCO that GCCCD will integrate with Vision for Success
- January 15: Board Workshop on Vision for Success
- January - February: Disaggregated and 2017-18 Student Success Metrics released
- February: Governing Board Retreat
- March: GCCCD KPI Dashboards updated
- March-April: Site planning retreats/forums
- May 31: Vision for Success Board adoption and targets submission
- June-July: Reflections & Opportunities Board Report and Workshop

Process for Local District Goal Setting 2018-19



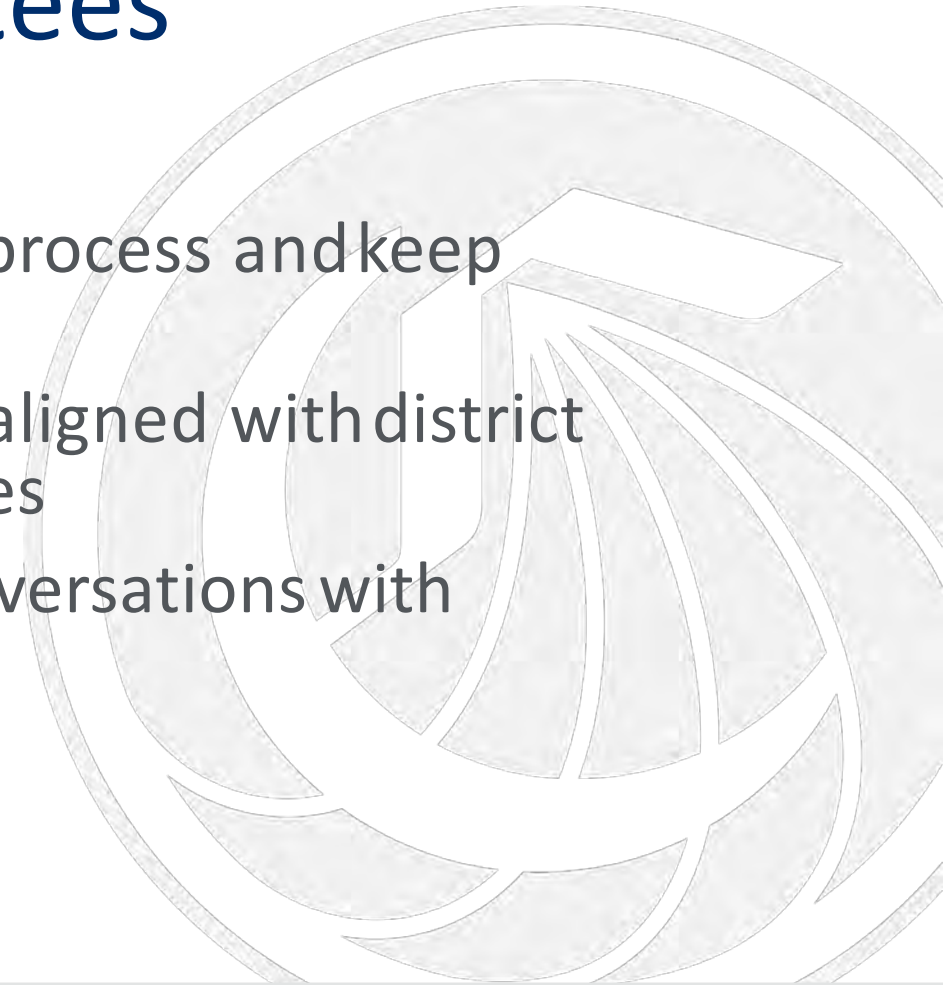
Process for Local District Goal Setting




Plan to Involve Board of Trustees



- Colleges lead the process and keep Trustees involved
- Assures goals are aligned with district needs and priorities
- Invite them to conversations with stakeholders




Review Baseline Data and Report Goals Development Process *November - December, 2018*




- Use the new Student Success Metrics available on the Launchboard
 - Available early November
- **Completion Indicators**
 - Completed associate degrees
 - Completed CCCCO-approved certificates
- **Transfer Indicators**
 - Completed ADT degrees
 - Transfers to UC/CSU

Review Baseline Data and Report Goals Development Process *November - December, 2018*



- **Unit accumulation indicator**
 - Average units earned per completed associate degree
- **Workforce indicators**
 - Median annual earnings of existing students
 - Change in median annual earnings of existing students
 - Percent of CTE graduates earning a living wage
 - Number of exiting CTE students who report being employed in their field of study

Review Baseline Data and Report Goals Development Process *November - December, 2018*



- **Equity indicators**
 - All of the above indicators, disaggregated for those student groups identified as disproportionately impacted in your annual Equity Plan
- **Submit local goal-setting plan to the Chancellor's Office**
 - *Required by December 15, 2018*

Review Existing Plans and Priorities *January, 2019*



- Start with existing plans: Strategic Plan, Educational Master Plan
- Review existing goals
 - Are they measurable?
 - Do they align with the *Vision for Success* goals?
 - Compare to current baseline data

Set Local Goals *February - April, 2019*



- Community dialogue about college priorities
 - Community forums
 - Student focus groups
 - Standard consultative practices
 - Leverage existing processes and forums




Set Local Goals *February - April, 2019*



- Work with district leadership to set measurable goals using indicators from the Student Success Metrics
 - Completion Indicators
 - Transfer Indicators
 - Unit accumulation Indicator
 - Workforce Indicators
 - Equity Indicators

Adopt and Report Local Goals *May, 2019*



- Add goals to board agenda for formal adoption
 - Finalized goals
 - Timeline to achieve by 2021-22
 - Explain how goals align with *Vision for Success* goals
- Districts submit adopted local goals to Chancellor's Office
 - *Required by May 31, 2019*

Student Success Metrics

- **Now**
 - Four student types—adult ed/ESL, short term career education, degree/transfer, undecided/other
 - College level
 - Academic years 2014-15, 2015-16, 2016-17
 - Snapshot of annual data
 - Top-level metrics only, no disaggregations
 - All top-level metrics for learning progress, momentum, success, employment, earnings

Student Success Metrics (cont)

- **January 2019**
 - Equitable access metric
 - 12 types of disaggregation: gender, race/ethnicity, age group, College Promise grant/BOG recipient, Pell grant recipient, Perkins economically disadvantaged, first-generation, foster youth, disabled student, veterans, LGBT, homeless
 - 5 additional metrics: completed transfer English, completed transfer math, retention at another college, average units for AA/AS, average units for ADTs
 - Enrollment and completion metrics for 2017-18

Student Success Metrics (cont)

- **May 2019**
 - 3 institutional levels: districts, microregions, and macroregions
 - 1 year of data for transfer, apprenticeship, and employment data for 2017-18
 - cohort view for all metrics and disaggregations
- <https://www.calpassplus.org/LaunchBoard/Student-Success-Metrics>
- Align with Student Centered Funding Formula

Incorporating the Student Success Metrics

- Strategically use data and systematically incorporate into district/college committee and council discussions
- Align Student Success Metrics with existing strategic goals – consider this a mid-year review
- Align all existing plan goals (e.g. Guided Pathways, SEA, EEO)
- Resources available at <https://visionresourcecenter.cccco.edu/> - formerly known as the Professional Learning Network (PLN)(account setup required)