

### Feedback Responses (1/28/14)


#### I. Site-wide Design Features

##### Header

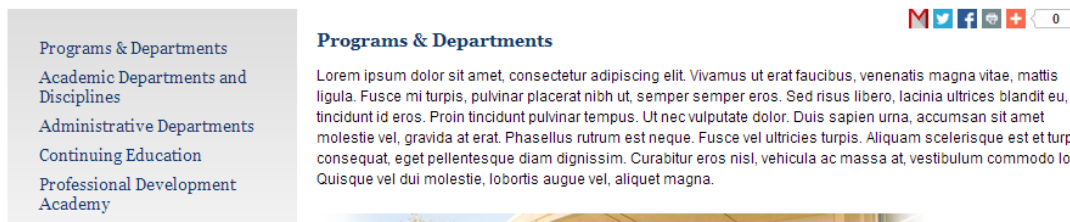
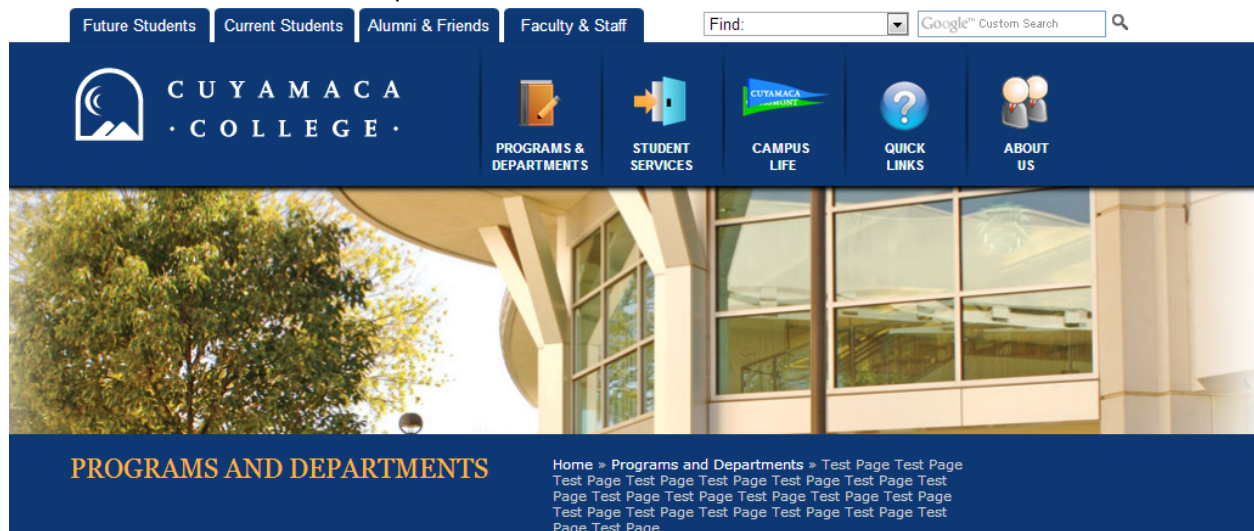
- Will Cuyamaca College logo link back to home page from interior pages?
  - Yes, this should be updated now on both sample sites
- Audience-based Site Map - Will this be the page accessed by clicking on the audience tab at the top of every page?
  - Correct, the audience based site maps are accessible via the tabs at the top of every page

##### Top Navigation

- If we change something on the menu, would we have to republish the entire site?
  - No, we have revised the top navigation and footer on the sample sites so that they are "include files" and will only have to be published on one page in order to update the entire site
- Section name -- now all caps. Could it be small caps to distinguish for things such as WebAdvisor or CalWorks?
  - The section name is always going to be one of the top nav items (Programs & Departments, Student Services, Campus Life, Quick Links or About Us, so I don't think that WebAdvisor or CalWorks will ever appear here. Let me know if we are mistaken.
  - We agree that the left navigation should be proper case so that if these names are used in page titles, they will be distinguishable.



- Breadcrumb navigation may need top-level to be small caps instead of Uppercase so that some acronyms display properly. Such as CalWorks.
  - Believe this is a duplicate of the item above.
- Main Navigation should use "About Us" like the District Page. This way all links will have two words, which should be on two lines.
  - This has been implemented on the sample sites
- Although I still don't like using the term Student Services. That will cause a lot of confusion because we have a large segment of the college that is called Student Services.
  - This is a business decision and can be modified easily in Cascade when finalized.
- Breadcrumb navigation - does it have a fixed height, or does it expand?
  - It expands as seen below...



## Drop/Mega Menu

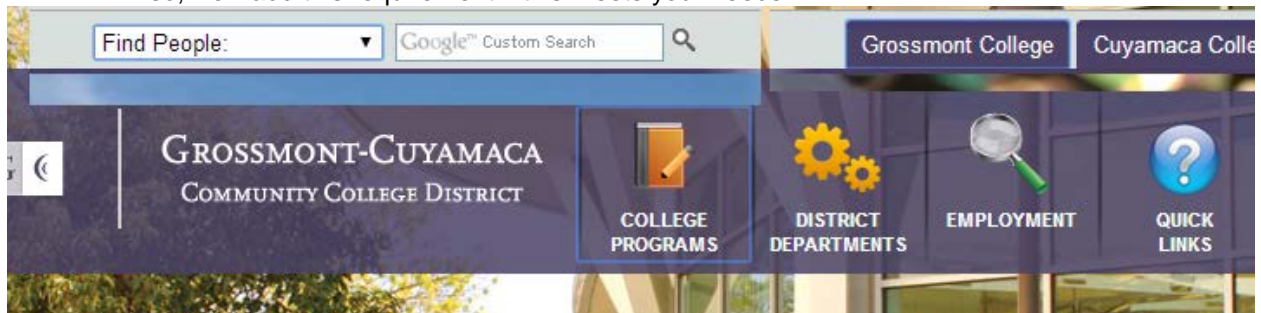
- Mega Menu - I enthusiastically support the mega menu and suggest we go with Design Option 2 (Tier 2 and 3 pages) from the wireframes v1 document. My concern is that unless we have server scripting such as aspx, will we need to publish the entire site when changes are made to the menus?
  - The mega menu will be an include file that will only need to be published once after being modified.
- Like the horizontal mega-menus with possible for call to action
  - Included in the revised wireframes on slides 6-9

## Footer

- A new icon for WebAdvisor? Don't like the "I." WebAdvisor is one word
  - Included in revised mockups with new icon and WebAdvisor as one word

## II. Home Page

- Is there a way we can print/share for the home page like we do on the interior pages?
  - We don't normally include these icons on the home page for a few reasons:
    - The original designs don't really have a place that would easily accommodate these icons without looking "cluttered"
    - People normally use sharing icons to share event or news specific information that they find valuable, so they would generally go to the detail page, not the homepage, to share this info, not the home page
    - Here's a reference article for your consideration:  
<http://ux.stackexchange.com/questions/13073/should-social-media-sharing-icons-be-placed-on-the-homepage-as-well-as-article-p>
    - That being said, if you want us to modify the home page design to accommodate, we can do so.
- For home page, make it About Us and make Campus Life two lines so consistent across the website.
  - This is complete on the sample sites
- Section 508 - Is there a way to make it more apparent what element is active when tabbing through a page? For instance, try tabbing through the GCCCD home page and choosing Quick Links or the navigation circles beneath the features images.
  - Are you looking for more obvious active/focus states on links like the blue box below? If so, we'll add this requirement if this meets your needs.

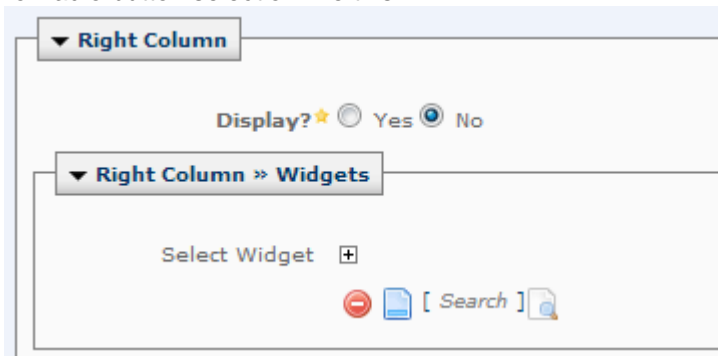


## III. Standard and Landing Pages

- For a long website page, will left-navigation menu follow user as they scroll down? Can you put in feature so user can get back to top of page?
  - We don't normally have the left navigation scroll down with the user due to the additional code and page load time that it requires (particularly for a responsive site). However, if it is critical, we can include this.
  - We can easily add a "Return to top" link at the bottom of the page and this would not have the negative impact on page load as the scrolling left navigation requested above.
- Should contact info should be on right side as a widget instead of on left navigation? On mobile, where would contact info show up?
  - We don't recommend having the contact information on the right side because a right column is optional on all pages. You don't want to train the visitor where to find that information and then have it disappear on some pages
  - We've included a recommended design and location for this information on slides 11 and 20 in the revised wireframes.
  - If this information is included under in the left column, then it will appear at the very top for mobile. If we put it in the right column or under the content it will appear at the bottom for mobile. Because of 508 compliance requirements, it has to appear in order responsively and we can't control the position.
- Left Navigation - last bullet - Contact Information box will likely be below the scroll. Can we consider moving/adding this as a widget available at the top of the right column on a 3 column

page? See admissions page. Left Navigation - last bullet - Contact Information box will likely be below the scroll. Can we consider moving/adding this as a widget available at the top of the right column on a 3 column page? See admissions page. Office and hours information along with contact information might be better served as some kind of include file that could be on all admissions pages in the right column. That way actual page content wouldn't be pushed down the page so far.

- Same as question above—we wouldn't recommend this because it couldn't be used on pages with no 3<sup>rd</sup>
- With regard to “some kind of include file that could be on all admissions pages”—we can create a setting in Cascade that would allow any widget created on a section default page to be automatically displayed on all the children in that section. Could be applied to call to action buttons and contact information in the left column or widgets in the right column.
- Office and hours information along with contact information might be better served as some kind of include file that could be on all admissions pages in the right column. That way actual page content wouldn't be pushed down the page so far.
- For landing page, will it be a checkbox in Cascade whether will be a two-column or three-column page?
  - Currently in Cascade, the user selects from either a 2 column or 3 column landing page, when creating the page. However, we could change this so that it is instead a “Yes/No” radio button selection like this:



- If we go this route, I would suggest that we also consolidate the landing and standard pages into one template with a “Yes/No” radio button to include a banner image so that all functionality is available in one template.
- On the buckets -- get rid of the arrows after the bucket names
  - This update is displayed on the updated wireframes, slides 12 and 13
  - We've also included on this mockup, the use of a set of standard icons that content editors could use when creating buckets, to add some creativity. The icons that we would recommend implementing include the following. Content editors could choose to use these icons if they wish, or not—it would be entirely optional.



- Create pages with the possible right-hand widgets we could have.
  - Not sure what this means. No widget functionality has been developed on the sample sites yet, pending final approval of the business requirements. Proposed functionality can be found in the business requirements and wireframes deliverables.



- Print icon -- we're having a trouble seeing the icon -- might be a function of what it looks like on screen
- New print icon option (third icon from left, in green). Please note this is a little blurry due to the



amount I've blown it up here.

#### IV. Faculty Pages

- Faculty Listing page - will there be a way to display faculty by department?
  - Wireframes have been updated to include a link to a department listing page on slide 23
- Faculty Detail page - Courses - link is defined by faculty? Most faculty won't know what to do with a WYSIWYG. They need a data definition to put their syllabus, assignments, textbook, etc. See Alicia.Munoz, Kathy.Kotowski, anniezuckerman, barbara.pescar. lyn.neylon, michael.campbell
  - Please define specifically what fields will be required for faculty pages and we'll add to the requirements
- Faculty Sub-pages - Each faculty member will have their own directory for storing files, etc? Will rights be only for that faculty member and sysadmins?
  - Cascade admins will be able to set Cascade permissions for editing pages
  - No password protection requirements for the public pages has been discussed as yet, so if this is required, please define requirements.

#### V. Committee Pages

- Committee home page needs data definition to provide links to Charge & Composition PDF file, Meetings page, and Members page. Below this on the home page can be a WYSIWYG since each committee varies.
  - This can be accommodated, but would like to discuss with Debbie to make sure there are no District concerns or implications.

#### VI. Photo Gallery

- The current photo galleries script uses the Prototype / Scriptaculous framework which adds unnecessary load time to the page. Prototype is barely being maintained and may be obsolete soon. Would prefer a jQuery script be used.
  - If the current functionality should will not be leveraged, Beacon recommends the implementation of a jquery based photo gallery like used here: [http://www.uvi.edu/administration/about-uvi/photo\\_tours/stx.aspx](http://www.uvi.edu/administration/about-uvi/photo_tours/stx.aspx)
  - Revised mockup includes proposed layout in slide 29

#### VII. News

- Will colleges have control over what appears here, or only the District?
  - This is a business decision. If Cascade users at the college are given access to the District News folder, then they will be able to add/remove/update stories.
- Colleges cannot post their own news articles?
  - Same response as above. Depends on if they are given access to submit articles in Cascade.

## VIII. Calendar

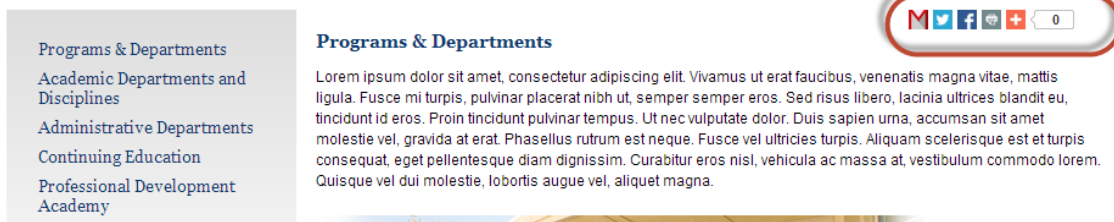
- Do Hannon Hill and/or R25 solutions allow for multiple calendars such as a separate calendar for Athletics that can be embedded on the Athletics page? Or Performing Arts can have a calendar embedded on their page with just their events?
  - The Hannon Hill calendar Beacon implemented on the University of the Virgin Island site allows events listings by category to be displayed on individual pages. For example, the complete calendar with all events is listed here (<http://www.uvi.edu/calendar/default.aspx>), but this page shows a listing of just the events tagged for "Current Students" at the bottom of the second column (<http://www.uvi.edu/audience/current-students.aspx>). Something similar could be devised for Grossmont/Cuyamaca.

## IX. Department Landing Page

- I don't see any templates that have been created to do instructional department websites. These will be very difficult to develop or maintain without using data definitions. Please see <http://www.cuyamaca.edu/auto/> for an example of the minimum information we need to put on instructional department websites.
  - We've included a new template in the wireframes on slide 27 for Departmental landing pages. Please review and confirm that it includes all required functionality and these specs will be added to the requirements document.

## X. Deliverable Information

- 2.2.1.2 -- What does the Add This button mean -- seems like a mistake in the business requirements?
  - This has been revised in the documentation to be called "Social media/sharing icons", but refers to these icons (which use the software from a company called "AddThis")...



- 2.2.1.2-- Sharing icons/links - I think a sharing button should be called "Share" instead of "Add This"
  - Same as item above
- 2.2.1.7 - How is Spectate form functionality different than what is already provided by Cascade Server?
  - It is the standard functionality provided by the Cascade/Spectate connector.
- 2.5 Training - My hope would be that this training is via webinar that can be video recorded, and we get a copy of the recording. This would help with personnel changes, refreshers, etc.
  - Agreed. The training session will be recorded and posted for Grossmont/Cuyamaca to download. This has been added to the requirements document.
- 3.0 Optional - Admissions Deadlines - this is JavaScript... can this be pasted into a WYSIWYG and work? We need a way to create pages that have JavaScript functionality besides what is built-in, in order to not be trapped in 2013.
  - JavaScript copied into the WYSIWYG editor usually works within Cascade, but if you could provide some sample code, we can paste into the sample sites to verify.
- 3 - Optional Enhancements - College Catalog - I don't see how we can do the college sites without this! It doesn't have to be a database. It can be index blocks or metadata for each course description.



- We need specific requirements for this type of page if it is going to be recreated in Cascade. The colleges appear to handle course catalog information different, so we'd need the exact specs (fields required, page layout, etc.) in order to quote.
- 4. Client action items - I would prefer .aspx because this would allow us to use server side scripting as needed in the future. Locking into only html could prove detrimental in the future. Actually, I'd really prefer PHP. Is this possible?
  - ASPX is our strongest recommendation and is the format that we almost always use with Cascade currently. PHP, ASP and HTML are options as well—we just need a final decision.
- 4. Client Action Items - permissions, toolbar options and groups. We need more information in order to do this.
  - More information for this requirement will be provided during the Information Architecture phase. It is not required now, but noted here for future reference
- 5.1 Coding languages - HTML 5 should be used whenever possible.
  - Agreed and added to the requirements document
- 5.4 Smartphones - Apple iPhone 5S is current
  - Updated in requirements document
- 5.4 Smartphones - Samsung Galaxy S4 current version is Android 4.3
  - Updated in requirements document